

## REPORT ENVIRONMENTAL VIOLATIONS

### WHAT YOU CAN DO TO ASSIST US IN STOPPING ENVIRONMENTAL VIOLATIONS:

- Become aware of violations that are harmful to our environment. (See pictures of common violation below)
- Contact **3-1-1** and report any environmental violation as soon as possible.
- Take a picture – if possible – of the event/violation. (Film or Digital)  
**\*Never Put Yourself at Risk to Collect a Photograph\***
  - Document the event/violation. (Record the following, and once you have the picture write this information on the back of the picture itself)
    - Month, Day, Year and Time the photograph was taken
    - Name and Address of the alleged source, or address of where you saw the violation occur.
    - Brief description of the activity taking place in the picture
    - The name and signature of the person taking the picture
- Be prepared to fill out an affidavit, upon the investigators request.

### COMMON ENVIRONMENTAL VIOLATIONS TO REPORT

Report these violation to 3-1-1 using the



#### Sanitary Sewer Overflow

Look for either currently overflowing sewers or stains that indicate an overflowing problem has occurred.

Water stain indicates problems



#### Commercial Runoff to Storm Drain

Look for any commercial business that has any type of runoff to the storm drain

Runoff into Storm Drain



### Clogged Storm Drain

A clogged storm drain creates flooding problems by not allowing runoff water to drain properly

Debris caught in the drain



### Clogged Drainage Ditch

Debris does not allow the water to freely flow

Debris caught in the drain



### Illegal Dumping Into The Storm Drain

Residential or commercial, particularly look for people blowing grass clippings etc., into the drains

Storm Drain



### Illegal Fill in the Floodplain

Fill in the floodplain prohibits the proper drainage of runoff

Floodplain



### Grease Trap Runoff

Grease runoff indicates a grease trap problem, which causes clog drains. Look for stained pavement as an indicator.

Grease Stain



### Illegal Dumping (Solids or Liquids)

Garbage, either solid or liquid, should be disposed of properly. Also includes littering.

Abandoned Trash



### Chemical Spill

Residential or Commercial

Household Spill



### Industrial Waste

Look for any type of industrial waste that has been abandoned or looks like it has been left for a period of time

Abandoned Waste



### Early Set Out of Solid Waste

Also look for items that could be blown around making litter around the neighborhood

Loose Debris



### Dumpster Violations

Per City Ordinance all dumpsters must have screens, report dumpsters without screens as well as overflow, and litter

Loose Debris



### Graffiti

Look for graffiti on street signs and other City and private property

Graffiti



### Overgrown Weeds

Either in abandoned or non-abandoned yards

Overgrown



### Abandoned Vehicles

Either on a public street or on private property

Abandoned



### Unsecured Hauling

Small or large debris can cause littering or major problems to the roads

Not Secured



### Tracking Mud On The Road

A common problem around construction sites, or construction facilities

Mud Tracks



### Smoking Vehicle

Gray or white exhaust coming from the tailpipe of a vehicle

Smoke Exhaust



### Fish Kill Problem

Look for several dead floating fish in a concentrated area

Multiple Dead Fish



### Improper Removal of Lead-Based Paint

Look for visible dust, and a plastic cover around the Site

Lead Paint



**Unsafe Pool (residential or commercial)**  
Look for water discoloration, and debris

Discoloration



**Dust Pollution**  
Take note of anything that may create dust

Dust



**Smoking Ordinance Violation**  
No smoking in public places, or 25 ft. of a building entrance. ([See Smoking Ordinance](#))

Within 25 ft. of entrance



**Flaring and/or Smoke**

Flare and Smoke



**Trench Burning**

Smoke



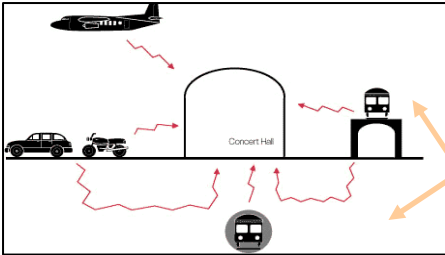
**Paint Overspray**

Overspray



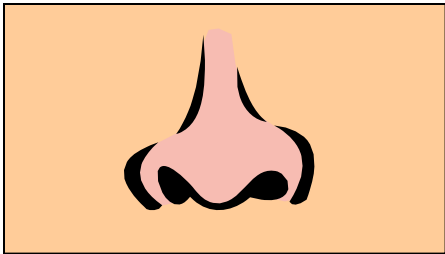
### Mold Growth

Mold




### Noise Pollution

Multiple Sources



### Odor Pollution

Report offensive odors, and rate them as:  
Highly Offensive  
Offensive  
Unpleasant



### Gypsy Cab

All cabs must have permits by the City, look for permits with the City logo

Look for permit in upper rear driver side window



### Gypsy Cab

All cabs must have permits by the City, look for permits with the City logo

Look for permit in lower front passenger side window



### No Silt Fence

All construction sites must have silt fences to keep silt material out of water ways

Silt material is in water way